

Worksheet
English Year 1
Module 3: Pet Show

Section A

Instructions: Choose the correct answer for each question. (10 marks)

1. Which animal says "meow"?




Picture 1

- a) rabbit
- b) bird
- c) cat
- d) dog

2. A lion is a domestic animal. (True / False)

3. An animal that hops is called a _____.

4. Which of the following is a mammal?



Picture 2

- a) fish
- b) snake
- c) hamster
- d) turtle

5. A penguin can fly. (True / False)

6. What sound does a cow make?



Picture 3

- a) quack
- b) baa
- c) oink
- d) moo


7. Which animal is known for its black and white stripes?



Picture 4

- a) tiger
- b) zebra
- c) giraffe
- d) elephant

8. An animal with a long trunk is called a/an _____.




Picture 5

9. A young sheep is also known as a _____.

- a) lamb
- b) piglet
- c) foal
- d) calf

10. Which one of the following animals lays eggs?



Picture 6

- a) lion
- b) hen
- c) cow
- d) dog

Section B

Answer all the questions given. (10 marks)

Subjective Questions

1. Imagine you have a pet at home. What animal would you choose as your pet?
Explain why you would like to have it. (2 marks)

2. What is your favourite animal? Describe what it looks like and why you like it.
(3 marks)

3. Draw a picture of your favourite animal and write a few sentences about why you chose that animal. (5 marks)

Section C

"My Pet Poster"

Instructions:

1. Ask each student to create a poster on their dream pet using drawings and simple sentences.
2. Provide each student with a blank sheet of paper or a poster board, coloured pencils or markers, and writing materials.
3. Instruct the students to:
 - a. Draw a picture of their dream pet in the centre of the poster.
 - b. Write the name of their dream pet at the top of the poster.
 - c. Write three simple sentences describing why they would like to have that pet.
 - d. Decorate the poster with additional drawings or stickers related to their dream pet.
4. Encourage the students to be creative and use their imagination while completing the task.
5. Set a deadline for completing the posters and remind students to bring them.
6. After the whole class submission, give each student the opportunity to present their pet poster to the class.
7. As each student presents, encourage the rest of the class to listen attentively and ask questions or make comments about their friend's dream pet.
8. Display the pet posters around the classroom for everyone to appreciate and enjoy.

Answer Scheme
Worksheet
English Year 1
Module 3: Pet Show

Section A

1. c) cat
2. False
3. Kangaroo/rabbit (accept any suitable answers)
4. c) hamster
5. False
6. d) moo
7. b) zebra
8. elephant
9. a) lamb
10. b) hen

Section B

Sample Answers:

1. If I could have any animal as a pet, I would choose a dog. Dogs are known for their loyalty and companionship, and I find them to be incredibly loving and friendly animals. (Or any suitable answers by students.)
2. My favourite animal is a dolphin. It is a beautiful creature with a sleek body, a curved fin, and a friendly face. I like dolphins because they are very intelligent and playful. They are also excellent swimmers and can jump high out of the water. Whenever I see dolphins, it makes me happy and excited. I love their graceful movements and the way they interact with each other. (Or any suitable answers by students.)
3. [Student's drawing of their favourite animal may vary]
My favourite animal is a panda. I chose a panda because it is black and white, and it looks very cuddly. I like pandas because they are gentle and adorable. They spend most of their time eating bamboo, and they can climb trees too. I think pandas are unique and special animals.